

Kensington 2024 DBHIDS Homeless Outreach

By-Name List Update April 1, 2024

Unduplicated Total
Count of People

675

Engaged in the Past 90 Days

Chronically
Homeless
142 (21%)

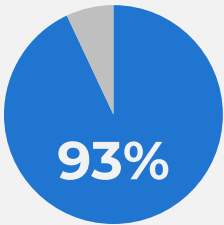
Non-Chronic/3+
Contacts
119 (18%)

Non-Chronic/1-2
Contacts
414 (61%)

By-Name List criteria based on the past 90 days of DBHIDS Homeless Outreach Encounters. "Chronic Homelessness" is defined by the U.S. Dept. of Housing and Urban Development as having been homeless and living as described for at least 12 months or an at least four separate occasions in the last three years, as long as the combined occasions equal at least 12 months.

Individuals Connected to Services by Homeless Outreach

People Connected



Types of Connections



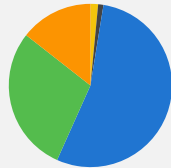
Demographics

Gender Identity



47.2% Female
52.8% Male

Age



42.3% 30-39
29.2% 40-49
15.3% 50-59
8.8% 18-29
4.4% 60+

Race



57.3% Caucasian
30.8% African Am.
11.9% Others

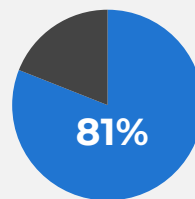
Ethnicity



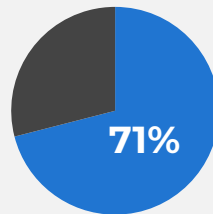
87.2% non-Hispanic
12.8% Hispanic

CBH Eligibility

Chronically
Homeless



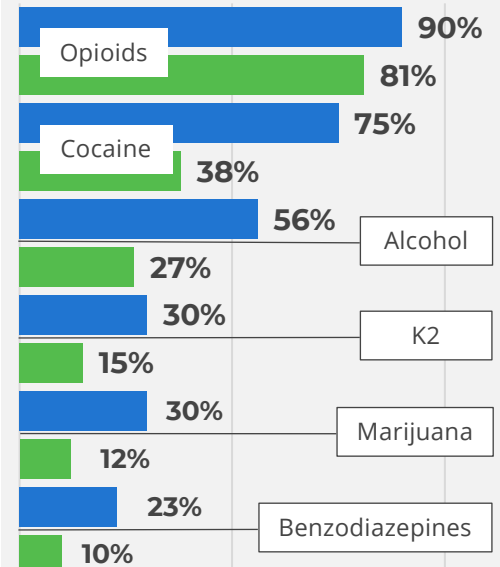
Not Chronically
Homeless



CBH Eligibility is based on a history of a home address in Philadelphia.

Self-Report Substance Use

Chronically Homeless
Not Chronically Homeless



Data are from the DBHIDS Enterprise Data Warehouse. Report developed on 4/2/2024 by Ben Lambertsen, Director of Enterprise Data Services, DBHIDS.