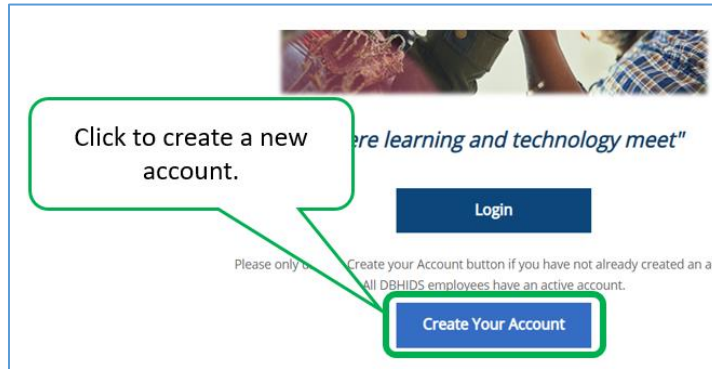
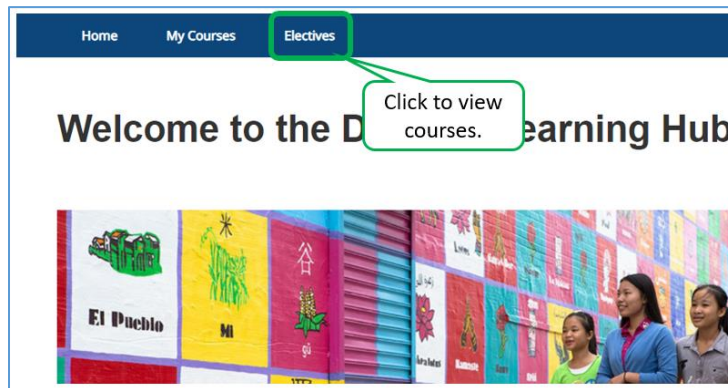


Completing the Peer Culture & Community Inclusion Videos

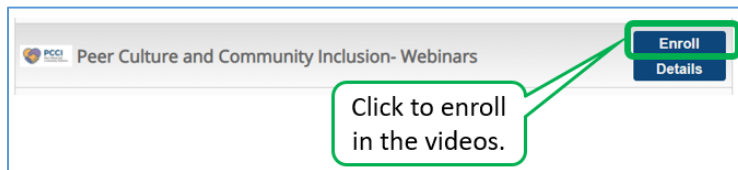
Step 1: Create your DBHIDS Learning Hub account by visiting the [website](#). The Access code is **LHAccess20**.



Step 2: Once you create your account, login and click on "Electives."



Step 3: Find the course called, "Peer Culture and Community Inclusion- Webinars," and click, "Enroll."



Step 4: You will now be able to watch the videos!



Need assistance? Contact the DBHIDS Learning Hub at DBHIDS.LearningHub@phila.gov.